


Plasma Separator Plasmacure™ PE



Plasma Separator Plasmacure™ PE



01

Features

- Ethylene vinyl alcohol copolymer, a hydrophilic material, is coated on the surface of polyethylene hollow fibers.
- Gamma ray irradiation sterilization is employed.
- Filtration property is stable due to less TMP increase.

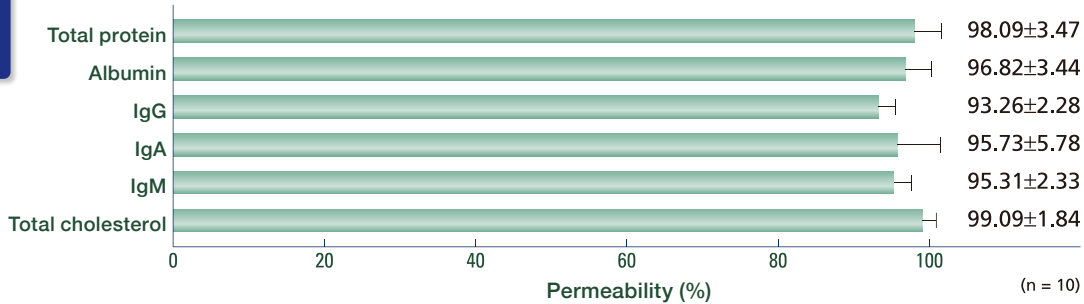
02

Performance

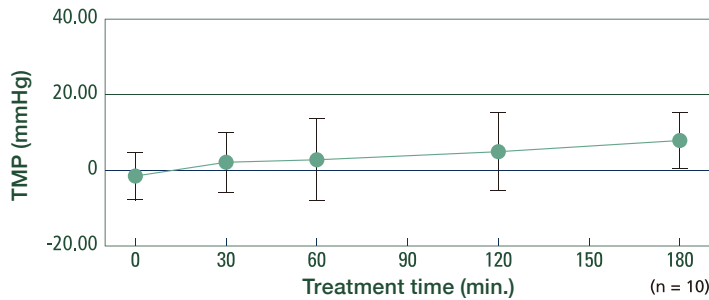
Permeability (when 1L of plasma has been treated)

The formula to calculate Permeability is as follows:

$$\text{Permeability} = \text{Plasma level of the substance} / \text{Blood level of the substance} \times 100 (\%)$$



Change in TMP



Excerpt from the clinical data provided by Koga Hospital

Conditions:
QB = 80-130 ml/min.
QF = 20-44 ml/min.

03

Specifications

Type		PS-02	PS-05	PS-08
Hollow fibers	Material	Polyethylene (Coating material: ethylene vinyl alcohol copolymer)		
	Inner Diameter [μm]	330		
	Wall thickness [μm]	50		
	Mean pore size [μm]	0.3		
	Membrane surface area [m ²]	0.2	0.5	0.8
Housing	Material	Polycarbonate		
Priming volume (inside fibers) [mL]		25	55	80
Priming volume (outside fibers) [mL]		35	75	105
Filling fluid		Saline solution		
Sterilization method		gamma rays		
Max. TMP [kPa] [mmHg]		13.3(100)		

Distributed by



Please read the instructions carefully before use.
KLE-PC-2112-01-FF

EXPORTER

SB-KAWASUMI LABORATORIES, INC.

3-25-4 Tonomachi, Kawasaki-ku, Kawasaki-shi, Kanagawa 210-8602, Japan
TEL +81-44-589-8070 URL www.sb-kawasumi.jp

Manufacturer

ASAHI KASEI MEDICAL CO., LTD.

1-1-2 Yurakucho, Chiyoda-ku, Tokyo 100-0006 Japan

Authorised representative in the European community

ASAHI KASEI MEDICAL EUROPE GmbH

Herriotstrasse 1, 60528 Frankfurt am Main Germany



0197